

If you have any questions, please contact me at [jamie@teachmommyteach.com](mailto:jamie@teachmommyteach.com)

Thank you for downloading!

You May:

- use these resources in your own home or classroom for non-commercial use.
- print as many copies as you would like.
- share the website link, <https://teachmommyteach.com/>, where this printable can be found, so that others can download the file.

You May NOT:



- sell, give away, or share a printed copy. Each person should download separately and print.
- print out a copy for multiple teachers, as in an entire school, co-op, or other group. Each teacher should download separately and print.
- link directly to the pdf. Instead, link to the page on <https://teachmommyteach.com/> or <https://teacherspayteacher.com/> where you found the download.
- claim this or any part of this printable as your own.
- alter this printable and claim it as your own.
- host any of the files on your personal or other websites that can be shared with others.
- Upload this resource to any file sharing sites



Credits!! Thank you Speaking of Images and Open Clipart!




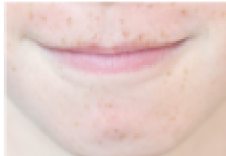

<https://www.teacherspayteachers.com/Store/Speaking-Of-Images>



Your child will need to know the following letters and sounds for this story.

O o    
O says /o/ as in octopus.



P p    
P says /p/ as in pizza.

T t  2  
T says /t/ as in two.

M m    
M says /m/ as in moon.

C c    
C says /k/ as in cake.

R r    
R says /r/ as in rain.

D d    
D says /d/ as in dog.

Name: \_\_\_\_\_

Joseph Part 1 Phonics Reader

## The OP Word Family



o

p

Practice reading the following words.

top

mop

pop

plop

stop

drop

crop

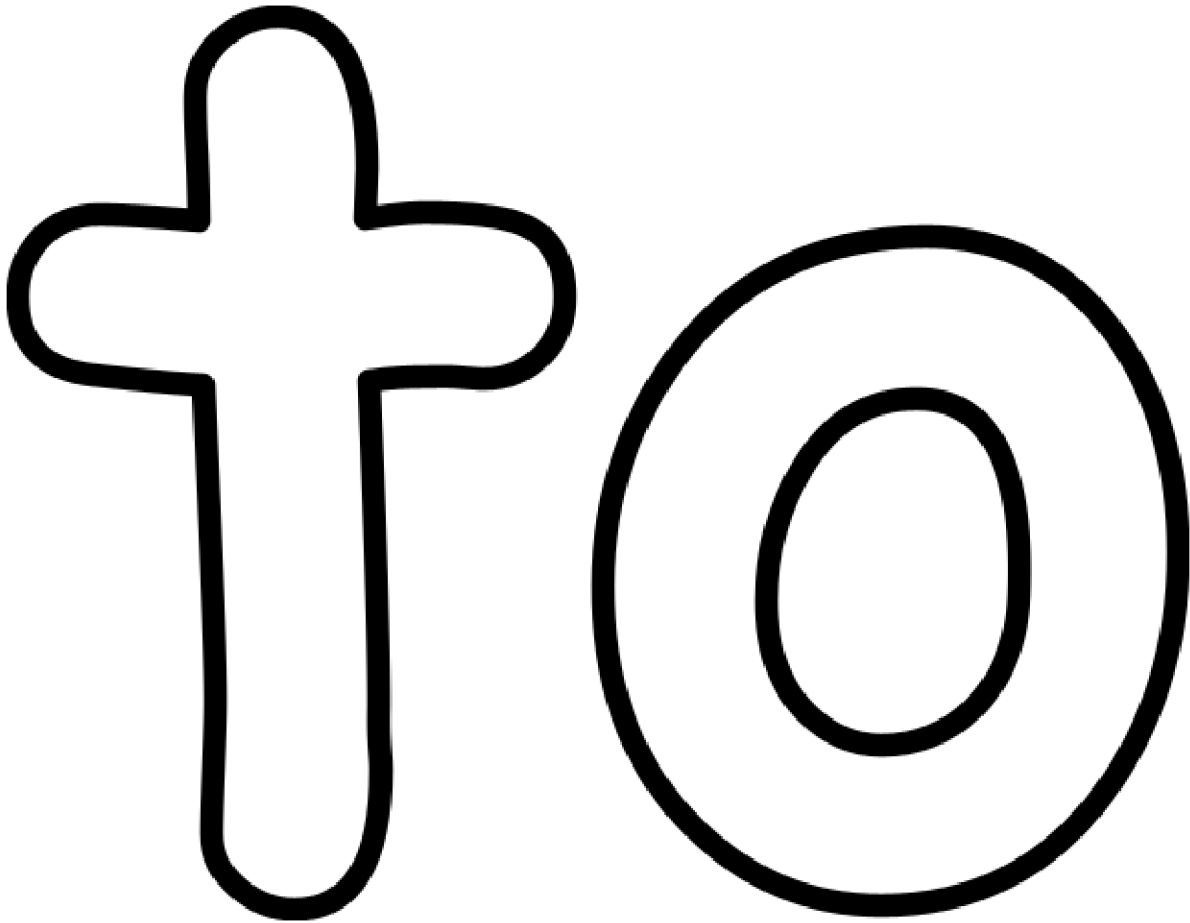
Name: \_\_\_\_\_

## Sight Word: TO

Have children practice reading the sight word TO.

TO is pronounced with an *ew* sound for the o.

Then have children color or paint the sight word TO.



Complete the maze by following the word YOU.

start	to	to	pop	top	tot	
	you	to	lot	a	got	
	and	to	to	to	to	
	a	to	to	the	to	end

# Joseph Part 1

Children read the words in green and sight words in blue. Parents read the rest.

Jacob was a **pop**. He was a **pop to** twelve sons.

Joseph was Jacob's favorite son. It is not good **to** have a favorite son!

Joseph said to his brothers, "I had a dream that your

**crop** bowed down **to** my **crop**."

"**Stop!**" cried Joseph's brothers. "You will not be on

**top!** We will **drop** you in a well!" And

they did! **Plop!**

One brother said, "We should sell him as a

slave **to mop** up **slop!**" And

they did!



# God Keeps His Promises

Children trace and read the dotted words. Parents read the rest.

Jacob was a **pop**. He was a **pop** to

twelve sons. Joseph was Jacob's favorite son. It is not good to have a favorite son!

Joseph said to his brothers, "I had a dream that your

**crop** bowed down to my **crop**."

"**Stop**!" cried Joseph's brothers. "You will not be

on **top**! We will **drop** you in a well!" And they

did! **Plap**!

One brother said, "We should sell him as a slave to

**mop** up **slap**!" And they did!